

## Fittings


In the picture above you can locate the placement of fittings and other accessories. We offer a wide range of standard fittings so you can quickly and easily achieve a good result. If you do need special fittings we can arrange that too.

If you have more questions about our products, mounting or other, please contact us or one of our dealers.

# ASSORTMENT OF FITTINGS


We offer a wide range of standard fittings so you can quickly and easily achieve a good result. Fittings are made of Polyester, in a thickness of 0,50 mm and in a length of 2500 mm.

Available in all colors matching our roof and wall profiles. If you do need special fittings we can arrange that too.



## 1. ROUND RIDGE

Ridge tile for Stratos/Cirrus (2000 mm)



## 2. ROOF RIDGE

Ridge tile for TP-profiles (190x190) (140x140)




## 3. ROOF RIDGE END

For a nice finish of the round ridge



## 4. ROOF END PLATE

Between roof and gutter (120x70)




## 5. GABLE FITTING STRAIGHT

Between roof and gable (140x30)




## 6. GABLE FITTING BENT

Between roof and gable (25x65x50)




## 7. HANGING PLATE

Between roof and gable (120x140)




## 8. CORNER FITTING

For outside (140x140)




## 9. CORNER FITTING

For inside (140x140)




## 10. ROOF ANGLE PLATE STRAIGHT

Between different roof types (290x290)




## 11. ROOF ANGLE PLATE BENT

Between different roof types (200x200)




## 12. STAND-UP SHEET

From wall to roof (lower roof or roof shade) (100x190)



## 13. UPPER TINPLATE

Fastened over the window (60, 80, 100, 120)




## 14. LOWER TINPLATE

Fastened under the window (60, 80, 100, 120)



## 15. BASE FITTING

Between wall and base (80x30)

















## 16. VENTILATED RIDGE

For ventilation through the ridge



## Available Colours

AR9010	White	
AR9005	Black	
AR7044	Ligth grey	
AR7015	Dark grey	
AR9006	Silver	
AR1002	Yellow	
AR1015	Beige	
AR8017	Brown	
AR8019	Brown	
AR3009	Red	
AR3013	Red	
AR8004	Brick red	
AR6003	Green	
AR6020	Dark green	
AR5001	Blue	